



Oxford Read and Discover

# Your Five Senses

Robert Quinn

Read and discover all about your five wonderful senses ...

- How do your eyes work?
- What's under your skin?

Read and discover more about the world! This series of non-fiction readers provides interesting and educational content, with activities and project work.

Series Editor: Hazel Geatches

Audio CD Pack available

Word count for this reader: 1,343

✓ **Level 3**  
600 headwords

**Level 4**  
750 headwords

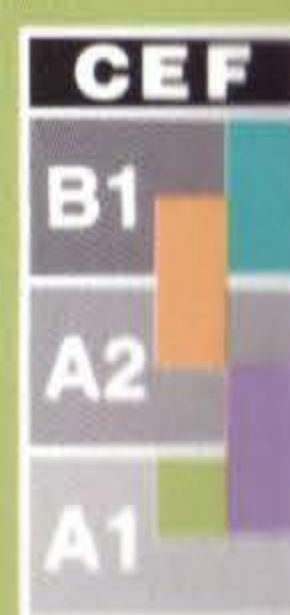
**Level 5**  
900 headwords

**Level 6**  
1,050 headwords

Cover photograph: Masterfile (Close-up portrait)

OXFORD  
UNIVERSITY PRESS

www.oup.com/elt



Oxford Read and Discover

# Your Five Senses





# Your Five Senses

Robert Quinn

## Contents

<b>Introduction</b>	3
1 Your Sense of Sight	4
2 A Closer Look	6
3 Your Sense of Hearing	8
4 Inside Your Ear	10
5 Your Sense of Smell	12
6 How Your Nose Works	14
7 Your Sense of Taste	16
8 On Your Tongue	18
9 Your Sense of Touch	20
10 Under Your Skin	22
<b>Activities</b>	24
<b>Projects</b>	44
<b>Picture Dictionary</b>	46
<b>About <i>Read and Discover</i></b>	48

**OXFORD**  
UNIVERSITY PRESS

Great Clarendon Street, Oxford OX2 6DP

Oxford University Press is a department of the University of Oxford. It furthers the University's objective of excellence in research, scholarship, and education by publishing worldwide in

Oxford New York

Auckland Cape Town Dar es Salaam Hong Kong Karachi Kuala Lumpur Madrid Melbourne Mexico City Nairobi New Delhi Shanghai Taipei Toronto

With offices in

Argentina Austria Brazil Chile Czech Republic France Greece Guatemala Hungary Italy Japan Poland Portugal Singapore South Korea Switzerland Thailand Turkey Ukraine Vietnam

OXFORD and OXFORD ENGLISH are registered trade marks of Oxford University Press in the UK and in certain other countries

© Oxford University Press 2010

The moral rights of the author have been asserted

Database right Oxford University Press (maker)

First published 2010

2014 2013 2012 2011 2010

10 9 8 7 6 5 4 3 2

#### No unauthorized photocopying

All rights reserved. No part of this publication may be reproduced, stored in a retrieval system, or transmitted, in any form or by any means, without the prior permission in writing of Oxford University Press, or as expressly permitted by law, or under terms agreed with the appropriate reprographics rights organization. Enquiries concerning reproduction outside the scope of the above should be sent to the ELT Rights Department, Oxford University Press, at the address above

You must not circulate this book in any other binding or cover and you must impose this same condition on any acquirer

Any websites referred to in this publication are in the public domain and their addresses are provided by Oxford University Press for information only. Oxford University Press disclaims any responsibility for the content

ISBN: 978 0 19 464377 1

An Audio CD Pack containing this book and a CD is also available

ISBN: 978 0 19 464417 4

The CD has a choice of American and British English recordings of the complete text.

An accompanying Activity Book is also available

ISBN: 978 0 19 464387 0

Printed in China

This book is printed on paper from certified and well-managed sources.

#### ACKNOWLEDGEMENTS

Illustrations by: Ian Moores Graphics pp 7, 10, 11, 14, 18, 22 (skin), 27, 30, 34, 38; Alan Rowe pp 24, 28, 32, 36, 40, 42, 46, 47; Gary Swift pp 13, 15, 19, 22 (cold)

The Publishers would also like to thank the following for their kind permission to reproduce photographs and other copyright material: Alamy pp 5 (prism/Ace Stock Limited), 9 (windchimes), 17 (orange), 20; Getty Images pp 5 (night/Andreas Stürmberg/Photonica), 14; Oxford University Press pp 3, 4, 6, 7, 8, 9 (motorbike, whistle), 12, 13, 16, 17 (popcorn, salt, coffee, meat), 21, 23, 26; Photolibary pp 9 (tuba), 19; Science Photo Library pp 11, 15.



# Introduction

You have five different senses. They give you lots of information about the world around you.

**Sight** you see things with your eyes.



**Hearing** you hear things with your ears.

**Smell** you smell things with your nose.

**Taste** you taste things with your tongue.

**Touch** you touch and feel things with your skin.

What are these people doing?  
Which senses are they using?



Now read and discover more about your five senses!




# 1

## Your Sense of Sight

Your sense of sight lets you see people and objects around you. It also lets you read books, look at photos, and watch television.

Your sense of sight helps to keep you safe, too. When you cross the street you can watch for traffic. You can see when the traffic lights are green, yellow, or red.

Traffic in Tokyo, Japan




You can see because your eyes detect light. Light can come from the sun or from a lamp. It can also reflect off things around you. You can't see anything when it's very dark because there's no light!




White light contains all the colors of the rainbow. You can see this with a prism. It breaks white light into separate colors.

prism



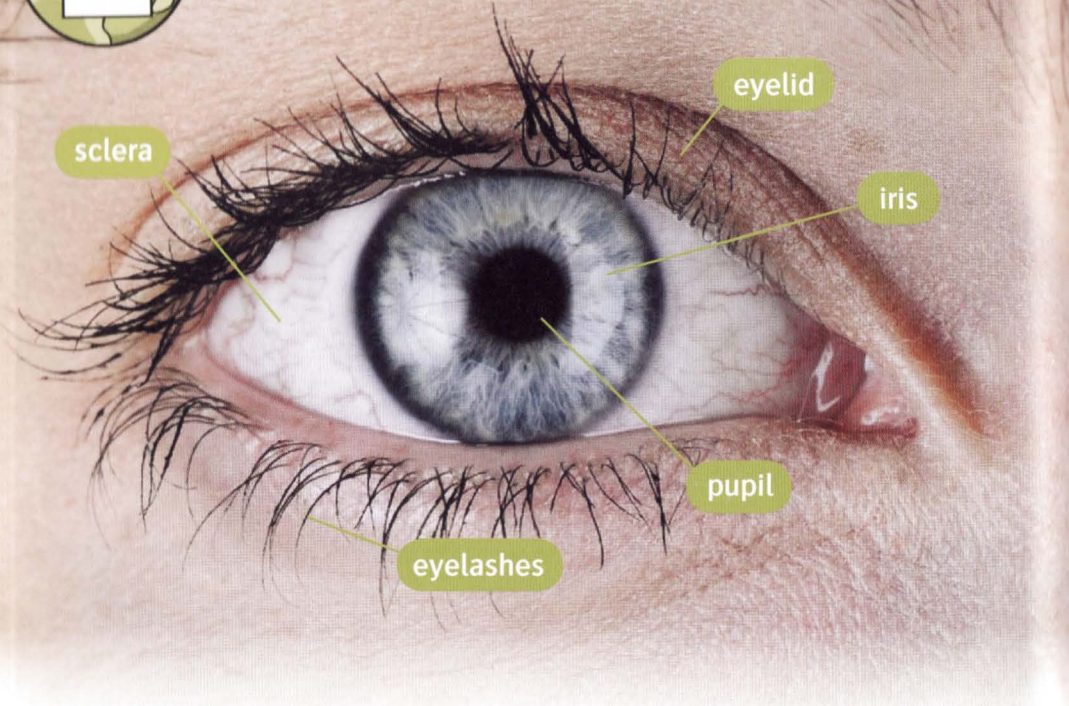
rainbow





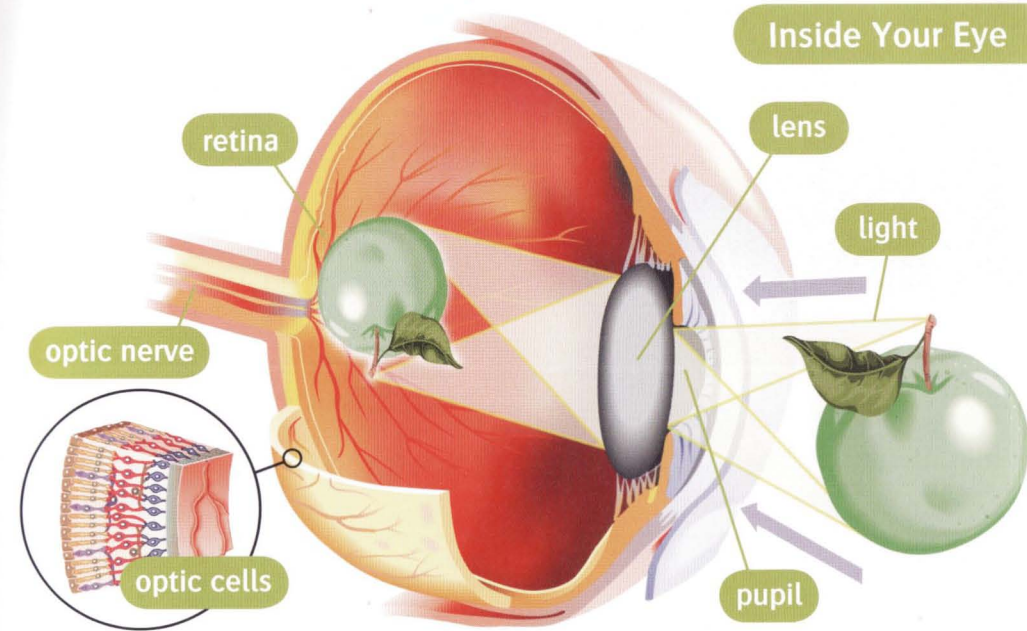
# 2

## A Closer Look



Look at one of your eyes in a mirror. The white part is the sclera and the colored part is the iris. The small black spot in the center is the pupil. The pupil is a hole that lets light into the eye. When it's dark, your pupils open to let more light in.

Your eyelids and eyelashes protect your eyes from dust and dirt. Your eyelids also keep light out.



Light reflects off an object. The light then enters the eye and goes through a lens. This lens focuses the light on the retina at the back of the eye. It makes a picture of the object on the retina.

The retina has millions of optic cells. They detect light and colors. The optic nerve collects the information and takes it to the brain.



Cameras have lenses, too. What other things have lenses?





# 3

## Your Sense of Hearing



Your sense of hearing helps you in many ways. You can hear the telephone when it rings, and listen to people when they talk to you. You can listen to your favorite music, too!

Your ears also help you to locate sounds. You can hear when sounds come from the right or the left. Then you can follow the sound by turning your head.

You can hear lots of different sounds. Some things make loud sounds, like a motorcycle or a jet plane. Other things make soft sounds, like a clock ticking or wind chimes blowing in the wind.

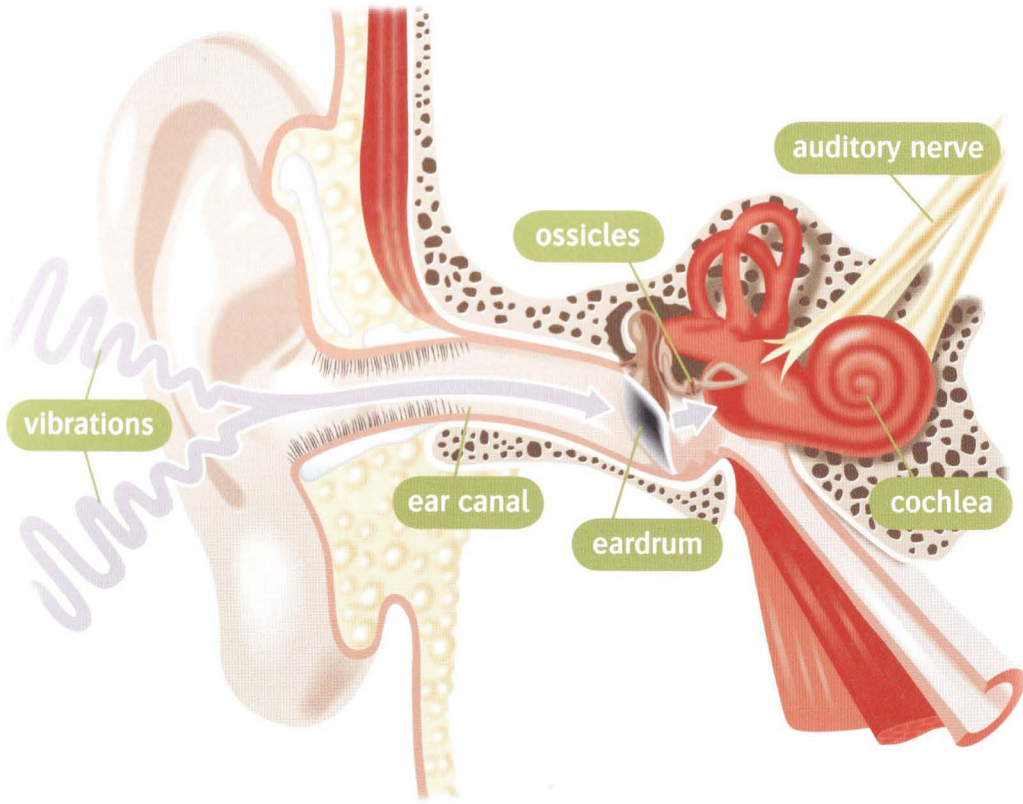
Some things make high sounds, like a whistle or a flute. Other things make very low sounds, like a tuba or a big bass drum.





# 4

## Inside Your Ear

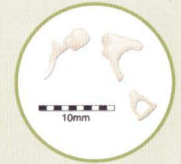


Sounds are vibrations in the air that your ears can detect. First the vibrations go into your ear canal. Then your eardrum vibrates. Behind your eardrum there are three small bones called ossicles. They also vibrate.

Next to the ossicles there is a spiral tube called the cochlea. It detects vibrations from the ossicles. Then the auditory nerve collects the information and takes it to your brain. This is how you hear.



The ossicles are the smallest bones in your body. This is how small they are!



A Cochlear Implant

Some people don't hear well. Sometimes they wear a hearing aid to make sounds louder. Other people have a cochlear implant. The implant detects sounds with a microphone. Then it sends electrical signals to the cochlea inside the ear.





Your nose lets you smell things. Some things smell good, like pizza or fresh cookies. The yummy smells tell you they are probably good to eat. Flowers and perfume often smell good, too. What other things smell good to you? Can you eat them?



Some things smell bad, like food waste or bad eggs. Yuck! Your nose tells you they aren't good to eat. They can make you very sick.

Your nose tells you about other dangers, too. When there's a fire, you can smell the smoke and call for help. Poisonous chemicals often smell bad. Your nose tells you they are dangerous.



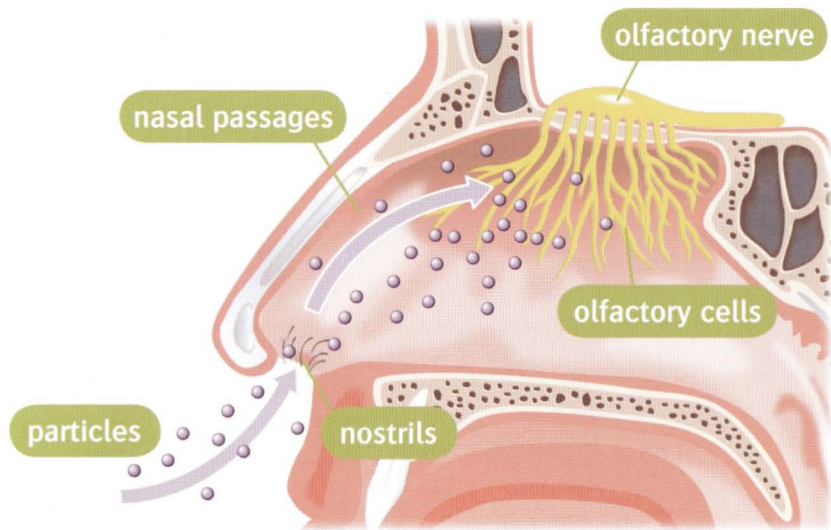
Skunks can spray a liquid that smells terrible. They use it for protection!





## 6

# How Your Nose Works



Smells are clouds of tiny particles in the air, like smoke or perfume. When you breathe, these particles go into your nose through your nostrils. Then they go up into your nasal passages.

When something smells good, you open your nostrils wider. When something smells bad, you wrinkle your nose. This closes your nostrils, so the bad smell can't get in.



You have about five million olfactory cells in your nasal passages. These cells can detect thousands of different smells. Your olfactory nerve collects all the information and then takes it to your brain. Your brain recognizes familiar smells and remembers new smells for the future.



Bears have very sensitive noses. Their sense of smell is about 2,000 times better than ours. They use their sense of smell to find food.





## 7

## Your Sense of Taste



Sweet and Sour Tastes

Your sense of taste is very important. It lets you enjoy the different tastes of your food. Your tongue can detect sweet, sour, salty, savory, and bitter tastes.

Ice cream tastes sweet because we make it with lots of sugar. Some foods, like honey, are naturally sweet. Lemon juice and natural yogurt taste sour. We can add sugar or honey to make them taste sweeter.



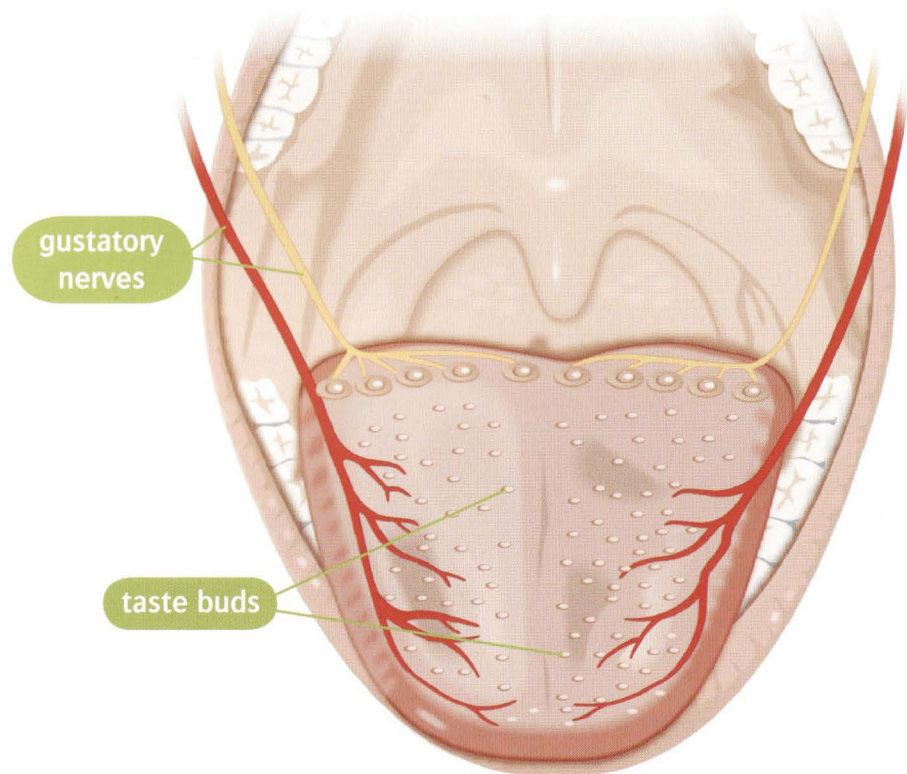
Salty, Savory, and Bitter Tastes

Food tastes salty when it has lots of salt. Many people add salt to foods like popcorn or French fries. Foods, like meat and cheese, have a savory taste called *umami*. This is a Japanese word.

Coffee tastes bitter, so many people add sugar to make it sweet. Orange peel is also bitter, but we can make it into sweet marmalade.



# On Your Tongue




Do you know how your sense of taste works? Look at your tongue. Can you see lots of little pink bumps? Those bumps are your taste buds. When you touch food with your tongue, your taste buds detect all the tastes. Then your gustatory nerves take the information to your brain.



Your tongue has about 10,000 taste buds. Most of them are at the front, back, and sides of your tongue. Your taste buds get old quickly, so your tongue needs to grow new ones. It only takes two weeks to replace all your taste buds!



Your senses of taste and smell work together. That's why you can't taste your food very well when you have a cold.






# 9

## Your Sense of Touch

Your skin gives you information about the things that you touch. You can feel temperature, so you know when things are hot or cold. This helps to keep you safe. You don't want to burn yourself! You can also feel the temperature of the air around you, so you know when to put on warm or cool clothes.




rocks



feather



sandpaper



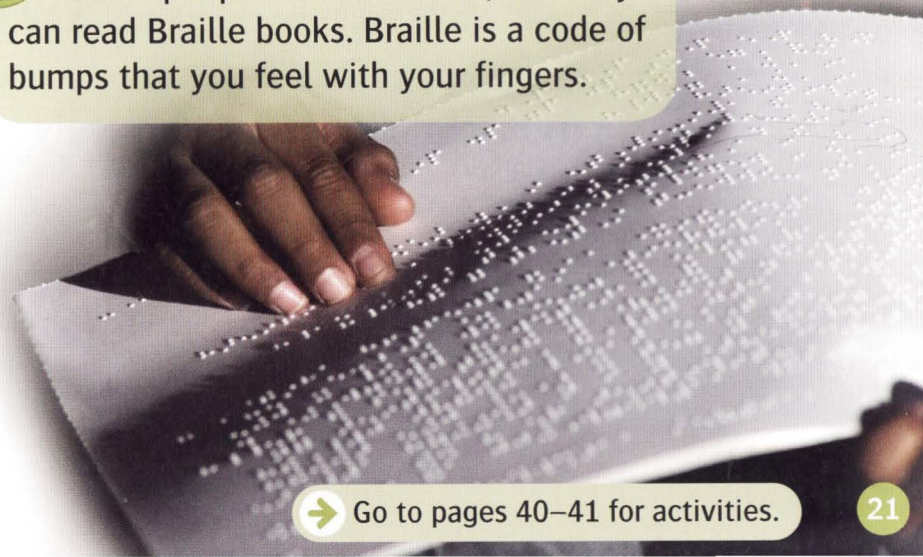
Different Textures

glass

You can feel different textures. Some things feel hard, like rocks. Other things feel soft, like feathers. Some things feel rough, like sandpaper. Other things feel smooth, like the surface of glass.

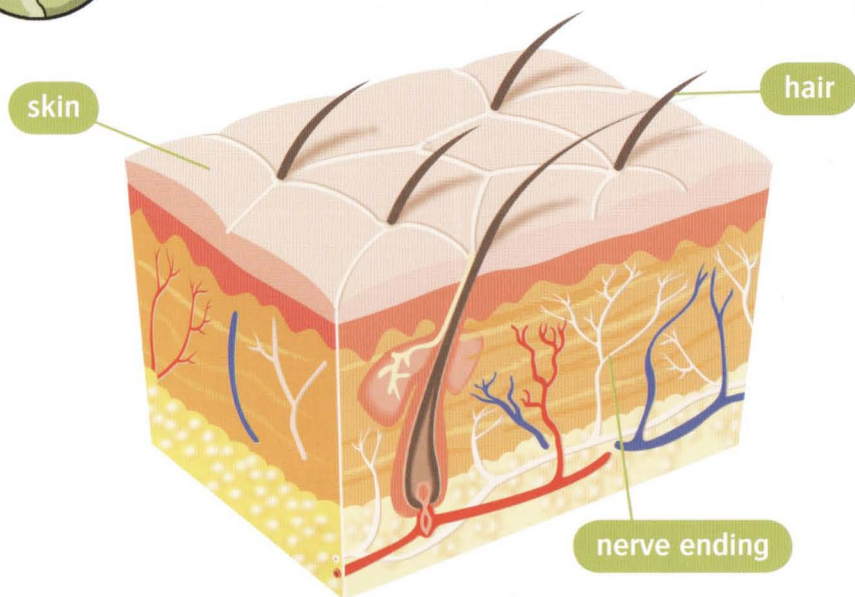


Some people can't see well, but they can read Braille books. Braille is a code of bumps that you feel with your fingers.





# Under Your Skin



There are millions of nerve endings under your skin. They detect temperature and textures. Then they send the information to your brain. Your face, neck, hands, and feet are very sensitive. They have more nerve endings than other parts of your body.



Your nerve endings don't work very well when they are cold. That's why your nose feels numb on cold winter days.



Your nerve endings also protect you when you hurt yourself. They send pain signals to your brain. The pain doesn't feel good, but it tells your brain that you are in danger.

Your senses give you information about the world around you. They also help to keep you safe. Which senses are the most important to you, and why?

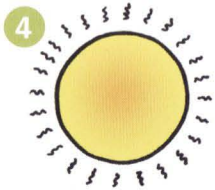

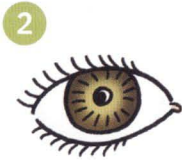


# 1 Your Sense of Sight

← Read pages 4–5.

lamp eye photo sun  
rainbow traffic lights

## 1 Write the words.



- 1 photo                      4 \_\_\_\_\_  
 2 \_\_\_\_\_                      5 \_\_\_\_\_  
 3 \_\_\_\_\_                      6 \_\_\_\_\_

## 2 Complete the sentences.

- I can w a t c h for traffic in the street.
- I can \_\_\_\_\_ books.
- I can \_\_\_\_\_ the colors of the rainbow.
- I can \_\_\_\_\_ television.
- I can \_\_\_\_\_ at photos of my family.

## 3 Circle the correct words.

- My sense of sight lets me hear / see objects.
- I can see because my eyes detect / reflect light.
- Traffic lights show three / four different colors.
- A prism breaks white / green light into colors.
- I can't see at night because it's very dark / safe.
- Light can cross / reflect off things around us.
- White light contains all the colors / lights of the rainbow.
- Light can come from a book / lamp.

## 4 Order the letters with the same color. Then write the words.

p	d	o	l	b	o
a	p	w	r	e	i
y	r	p	e	c	s
l	n	r	s	o	s
h	a	m	r	m	a
s	i	k	t	o	o

- colors \_\_\_\_\_
- \_\_\_\_\_
- \_\_\_\_\_
- \_\_\_\_\_
- \_\_\_\_\_
- \_\_\_\_\_
- \_\_\_\_\_

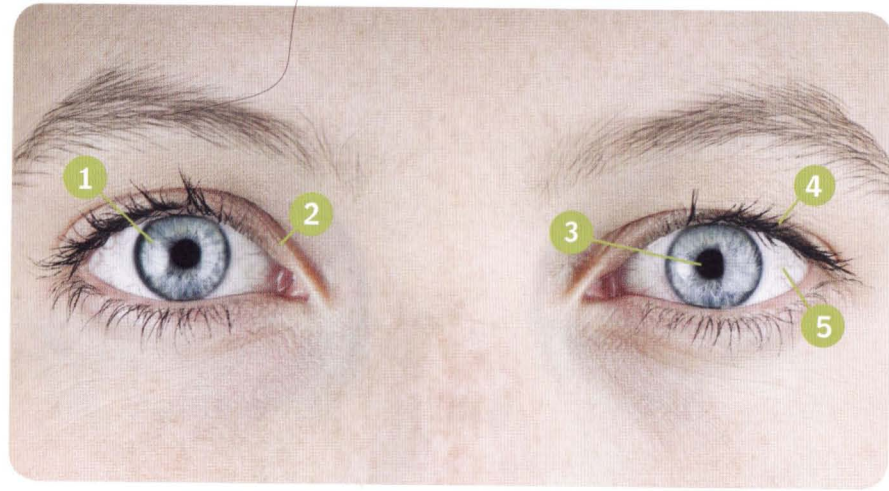


# 2 A Closer Look

← Read pages 6–7.

eyelashes eyelid iris  
pupil sclera

1 Write the words.

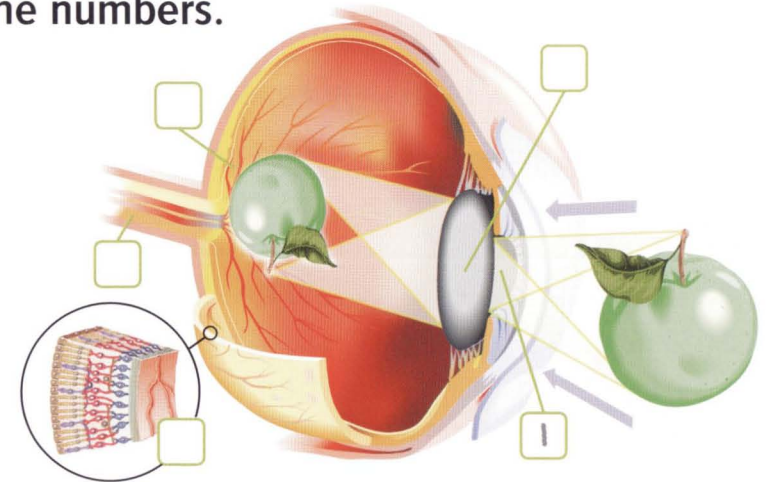


- 1 \_\_\_\_\_
- 2 \_\_\_\_\_
- 3 \_\_\_\_\_
- 4 \_\_\_\_\_
- 5 \_\_\_\_\_

2 Write *true* or *false*.

- 1 The sclera is the colored part of my eye. false
- 2 My eyelashes keep out light when I sleep. \_\_\_\_\_
- 3 My pupils open more when it's dark. \_\_\_\_\_
- 4 My eyelids protect my eyes from dust. \_\_\_\_\_
- 5 The iris is a small black spot in my eye. \_\_\_\_\_

3 Complete the sentences. Then write the numbers.



The (1) pupil lets light into your eye. The (2) \_\_\_\_\_ focuses light on the (3) \_\_\_\_\_. The (4) \_\_\_\_\_ detect light and colors. Then the (5) \_\_\_\_\_ takes the information to the brain.

4 Answer the questions.

- 1 Where is the retina?  
The retina is at the back of the eye.
- 2 Why do your pupils open more in the dark?  
\_\_\_\_\_
- 3 How many optic cells does the retina have?  
\_\_\_\_\_
- 4 What color are your irises?  
\_\_\_\_\_



# 3 Your Sense of Hearing

← Read pages 8–9.

## 1 Match. Then write sentences.

I can listen to my  
I can hear sounds  
I can listen to people  
I can hear when

the telephone rings.  
favorite music.  
from the right or the left.  
when they talk to me.

- 1 I can listen to my favorite music.
- 2 \_\_\_\_\_
- 3 \_\_\_\_\_
- 4 \_\_\_\_\_

## 2 Write the words.

bass drum motorcycle flute clock whistle  
jet plane wind chimes tuba



- |         |         |
|---------|---------|
| 1 _____ | 5 _____ |
| 2 _____ | 6 _____ |
| 3 _____ | 7 _____ |
| 4 _____ | 8 _____ |

## 3 Circle the correct words.

- 1 A whistle makes makes **high** / low sounds.
- 2 A jet plane makes very **loud** / soft sounds.
- 3 A tuba makes **high** / low sounds.
- 4 Wind chimes make **loud** / soft sounds.
- 5 A flute makes **high** / low sounds.
- 6 A motorcycle makes very **loud** / soft sounds.

## 4 Find and write the words.

high tuba souloud sound or hear onom  
motorcycle dbon flute yum soft omusic erlisten

- |                     |          |
|---------------------|----------|
| 1 <u>high</u> _____ | 6 _____  |
| 2 _____             | 7 _____  |
| 3 _____             | 8 _____  |
| 4 _____             | 9 _____  |
| 5 _____             | 10 _____ |

## 5 Complete the sentences.

- 1 I can hear \_\_\_\_\_.
- 2 I can listen to \_\_\_\_\_.

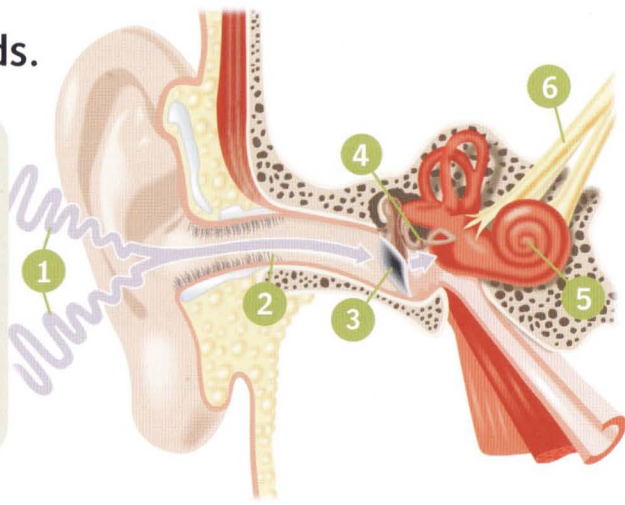


# 4 Inside Your Ear

← Read pages 10–11.

## 1 Write the words.

auditory nerve  
vibrations  
cochlea  
ossicles  
eardrum  
ear canal



- 1 \_\_\_\_\_
- 2 \_\_\_\_\_
- 3 \_\_\_\_\_
- 4 \_\_\_\_\_
- 5 \_\_\_\_\_
- 6 \_\_\_\_\_

## 2 Number the sentences in order.

- Then the ossicles vibrate too.
- The information goes to the brain.
- 1 Sound vibrations go into the ear canal.
- The cochlea detects the vibrations.
- The eardrum vibrates.
- The auditory nerve collects the information.

## 3 Write true or false.

- 1 Sounds are vibrations in the air. \_\_\_\_\_
- 2 The ossicles are two small bones. \_\_\_\_\_
- 3 The auditory nerve is a spiral tube. \_\_\_\_\_
- 4 Hearing aids make sounds softer. \_\_\_\_\_
- 5 Cochlear implants send light signals to the brain. \_\_\_\_\_

## 4 Find and write the words.

a	u	d	i	t	o	r	y	n	e	r	v	e
a	b	r	v	v	i	b	r	a	t	i	o	n
c	b	b	m	e	a	r	c	a	n	a	l	l
o	j	b	o	n	e	s	c	q	f	g	q	y
c	r	i	m	p	l	a	n	t	s	n	r	u
h	s	m	i	c	r	o	p	h	o	n	e	j
l	d	m	w	c	c	e	a	r	d	r	u	m
e	t	b	k	d	o	f	h	p	s	a	z	a
a	k	o	h	e	a	r	i	n	g	a	i	d
w	o	s	s	i	c	l	e	s	g	h	o	x

- 1 b \_\_\_\_\_
- 2 o \_\_\_\_\_
- 3 v \_\_\_\_\_
- 4 e \_\_\_\_\_
- 5 e \_\_\_\_\_
- 6 c \_\_\_\_\_
- 7 a \_\_\_\_\_
- 8 h \_\_\_\_\_
- 9 i \_\_\_\_\_
- 10 m \_\_\_\_\_



# 5 Your Sense of Smell

← Read pages 12–13.

## 1 Write the words.

cookies flowers food waste  
perfume pizza bad eggs



- 1 \_\_\_\_\_ 4 \_\_\_\_\_  
2 \_\_\_\_\_ 5 \_\_\_\_\_  
3 \_\_\_\_\_ 6 \_\_\_\_\_

## 2 Complete the chart.

They smell good.	They smell bad.	They're good to eat.
cookies	_____	_____
_____	_____	_____
_____	_____	_____
_____	_____	_____

## 3 Match.

- |                               |                              |
|-------------------------------|------------------------------|
| 1 I don't like this perfume.  | Are you making cookies?      |
| 2 What's that terrible smell? | It doesn't smell very good.  |
| 3 Do you smell smoke?         | They're probably bad.        |
| 4 Something smells yummy!     | Yes, I think there's a fire! |
| 5 Don't eat those old eggs!   | I think it's a skunk!        |

## 4 Order the words. Then answer the questions.

- 1 does / waste / How / food / smell?  
How does food waste smell? It smells terrible.
- 2 the / smell / like / you / of / pizza? / Do  
\_\_\_\_\_
- 3 good? / chemicals / Do / poisonous / smell  
\_\_\_\_\_
- 4 your / is / What / smell? / favorite  
\_\_\_\_\_

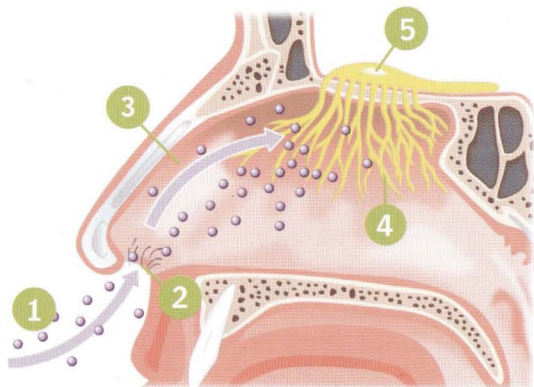


# 6 How Your Nose Works

← Read pages 14–15.

## 1 Write the words.

nasal passages  
 olfactory nerve  
 nostrils  
 olfactory cells  
 particles



- 1 \_\_\_\_\_ 4 \_\_\_\_\_  
 2 \_\_\_\_\_ 5 \_\_\_\_\_  
 3 \_\_\_\_\_

## 2 Complete the sentences.

air brain clouds different nasal  
 nerve nose nostrils olfactory particles

- Smells are \_\_\_\_\_ of tiny particles in the \_\_\_\_\_.
- My \_\_\_\_\_ let the smell particles into my \_\_\_\_\_.
- Then the \_\_\_\_\_ go up into my \_\_\_\_\_ passages.
- My \_\_\_\_\_ cells detect all the \_\_\_\_\_ smells.
- My olfactory \_\_\_\_\_ takes information to my \_\_\_\_\_.

## 3 Answer the questions.

1 When do your nostrils open wider?

\_\_\_\_\_

2 Where are your olfactory cells?

\_\_\_\_\_

3 How many olfactory cells do you have?

\_\_\_\_\_

4 What smells does your brain recognize?

\_\_\_\_\_

## 4 Write the words. Then write the secret word.

e l c	1 →	c	e	l	l				
v e r <sup>n</sup> e	2 →								
s l c o u d	3 →								
t o s r n i l	4 →								
s a p s a g e s	5 →								
t o r o f a c y	6 →								

The secret word is: 

--	--	--	--	--	--	--	--	--	--

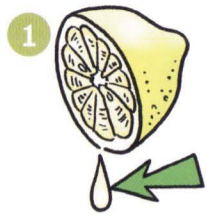


# 7 Your Sense of Taste

← Read pages 16–17.

honey French fries salt  
orange peel lemon juice sugar

## 1 Write the words.



- |         |         |
|---------|---------|
| 1 _____ | 4 _____ |
| 2 _____ | 5 _____ |
| 3 _____ | 6 _____ |

## 2 Circle the correct words.

- Bitter / Salty foods have lots of salt.
- Honey is a naturally sweet / salty food.
- People often put salt / sugar on French fries.
- Orange peel and coffee taste sour / bitter.
- Natural yogurt tastes sweet / sour.
- Sweet foods have lots of salt / sugar.

## 3 Match. Then write the sentences.

Many people add salt  
We can add sugar  
Your tongue detects  
Ice cream usually has  
Meat and cheese  
We can make marmalade

a lot of sugar in it.  
the tastes of your food.  
have a savory taste.  
from bitter orange peel.  
to make foods sweet.  
to make foods salty.

- \_\_\_\_\_
- \_\_\_\_\_
- \_\_\_\_\_
- \_\_\_\_\_
- \_\_\_\_\_
- \_\_\_\_\_

## 4 Write about foods that you like.

\_\_\_\_\_  
\_\_\_\_\_  
\_\_\_\_\_

## 5 Write about foods that you don't like.

\_\_\_\_\_  
\_\_\_\_\_  
\_\_\_\_\_

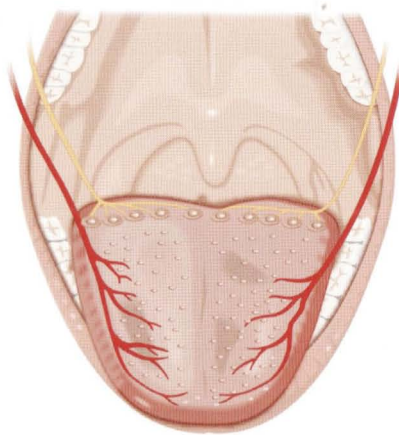


# 8 On Your Tongue

← Read pages 18–19.

## 1 Complete the sentences.

brain  
bumps  
nerves  
tastes  
tongue



- 1 I have lots of taste buds on my \_\_\_\_\_.
- 2 My taste buds look like little pink \_\_\_\_\_.
- 3 My taste buds detect the \_\_\_\_\_ of my food.
- 4 The information goes to my gustatory \_\_\_\_\_.
- 5 The nerves take the information to my \_\_\_\_\_.

## 2 Write *true* or *false*.

- 1 My taste buds detect different smells. \_\_\_\_\_
- 2 I can't taste very well when I have a cold. \_\_\_\_\_
- 3 My tongue doesn't grow new taste buds. \_\_\_\_\_
- 4 The sides of my tongue have taste buds. \_\_\_\_\_
- 5 My tongue has about 1,000 taste buds. \_\_\_\_\_
- 6 My senses of taste and smell work together. \_\_\_\_\_

## 3 Find and write the words.

tastestnfoodsbumpspedsurfaceeltonguetsides  
tastebudslofrontenfranervesedback

- |         |          |
|---------|----------|
| 1 _____ | 6 _____  |
| 2 _____ | 7 _____  |
| 3 _____ | 8 _____  |
| 4 _____ | 9 _____  |
| 5 _____ | 10 _____ |

## 4 Answer the questions.

- 1 How many taste buds are there on your tongue?  
\_\_\_\_\_
- 2 Where do you have most of your taste buds?  
\_\_\_\_\_
- 3 Why does your tongue replace your taste buds?  
\_\_\_\_\_
- 4 How long does it take to replace your taste buds?  
\_\_\_\_\_
- 5 Why can't you taste things when you have a cold?  
\_\_\_\_\_

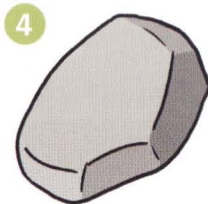



# 9 Your Sense of Touch

← Read pages 20–21.

## 1 Complete the sentences.

cold hard hot rough smooth soft



- 1 It feels \_\_\_\_\_. 4 \_\_\_\_\_  
 2 It feels \_\_\_\_\_. 5 \_\_\_\_\_  
 3 \_\_\_\_\_ 6 \_\_\_\_\_

## 2 Circle the odd one out.

- 1 ice cream fire ice  
 2 bumps sandpaper glass  
 3 rocks feathers glass

## 3 Circle the correct words.

- 1 A rock feels hard / soft when you touch it.  
 2 Ice cream feels hot / cold on my tongue.  
 3 A cat's tongue feels smooth / rough.  
 4 Fresh pizza feels hot / cold when I touch it.  
 5 The surface of a mirror feels rough / smooth.  
 6 My bed feels soft / hard and comfortable.

## 4 Find and write the words.

t	e	m	p	e	r	a	t	u	r	e
i	e	t	d	c	o	l	d	h	d	s
l	f	x	r	o	u	k	k	y	s	m
h	b	r	t	a	g	s	h	e	o	o
g	a	c	m	u	h	o	c	o	f	o
k	a	r	a	s	r	f	f	o	t	t
o	z	s	d	o	o	e	h	m	o	h
w	a	r	m	n	l	b	n	a	k	l

- 1 s \_\_\_\_\_ 6 h \_\_\_\_\_  
 2 r \_\_\_\_\_ 7 t \_\_\_\_\_  
 3 h \_\_\_\_\_ 8 t \_\_\_\_\_  
 4 c \_\_\_\_\_ 9 w \_\_\_\_\_  
 5 s \_\_\_\_\_ 10 c \_\_\_\_\_



# 10 Under Your Skin

← Read pages 22–23.

## 1 Write the words.

face neck hands feet

- 1 \_\_\_\_\_
- 2 \_\_\_\_\_
- 3 \_\_\_\_\_
- 4 \_\_\_\_\_



## 2 Match. Then write the sentences

My skin has millions  
Nerve endings detect  
My face and neck  
I can't feel my skin  
Pain tells my brain

are very sensitive.  
that I'm in danger.  
when it's very cold.  
of nerve endings.  
temperature and textures.

- 1 \_\_\_\_\_
- 2 \_\_\_\_\_
- 3 \_\_\_\_\_
- 4 \_\_\_\_\_
- 5 \_\_\_\_\_

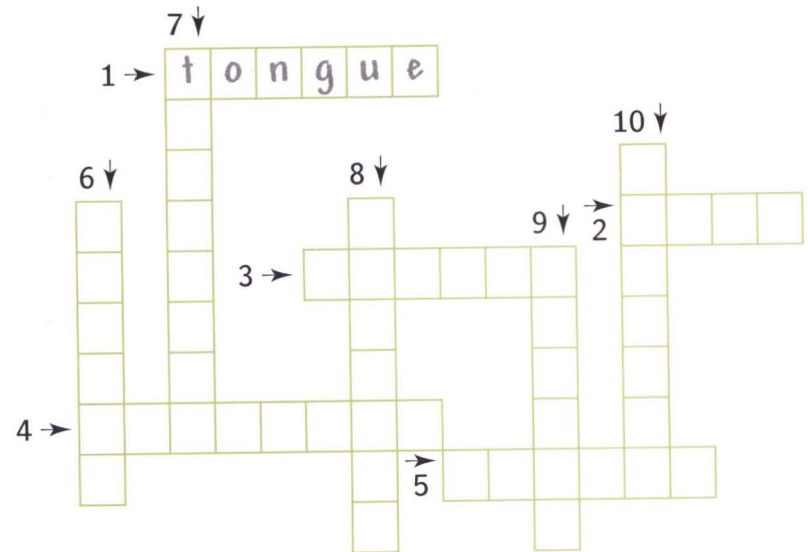
## 3 Complete the sentences.

endings feel nose  
signals touch

danger hurt numb  
safe skin

- 1 My sense of touch helps to keep me safe.
- 3 My nerve \_\_\_\_\_ are under my \_\_\_\_\_.
- 3 Pain \_\_\_\_\_ tell my brain that I'm in \_\_\_\_\_.
- 4 My \_\_\_\_\_ sometimes feels \_\_\_\_\_ on cold days.
- 5 It doesn't \_\_\_\_\_ good when I \_\_\_\_\_ myself.

## 4 Complete the puzzle.



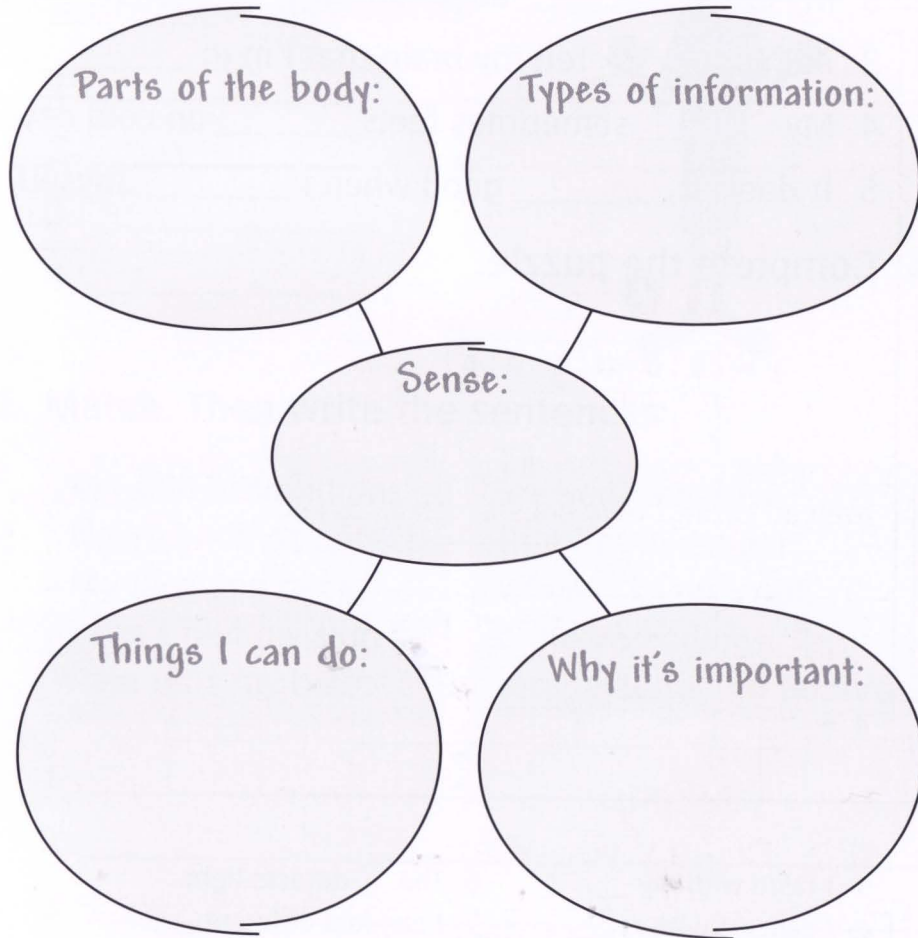
- 1 I taste with my \_\_\_\_.
- 2 I can see with my \_\_\_\_.
- 3 Some \_\_\_\_ are loud.
- 4 My nose has two \_\_\_\_.
- 5 Orange peel tastes \_\_\_\_.
- 6 The \_\_\_\_ detects light.
- 7 I can feel different \_\_\_\_.
- 8 The \_\_\_\_ is a spiral tube.
- 9 A mirror feels \_\_\_\_.
- 10 \_\_\_\_ smells good.



# Project 1

## A Senses Poster

- 1 Choose one of your five senses. Find or draw pictures about it.
- 2 Write notes and complete the diagram.



- 3 Make a poster. Write sentences to describe the pictures. Display your poster.

# Project 2

## My Senses Diary

- 1 Choose a moment when you use many of your senses.
- 2 Answer these questions.

Where are you? What are you doing?

Can you see things? How do they look?

Can you hear sounds? What types of sound are they?

Can you smell things? How do they smell?

Are you eating? How does the food taste?

Can you touch or feel things? How do they feel?

- 3 Copy your answers onto some paper. Write a title. Display your diary.

My Senses Diary - At The Beach  
I'm at the beach. I'm having lunch.  
I can see the water. It's blue and green.



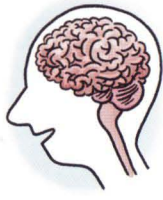
# Picture Dictionary



bass drum




bone



brain



burn



cookies



marmalade



meat



microphone



million



mirror



dark



dirt



dust



electrical signals



face



neck




pain



perfume



poisonous chemicals



right



fire



flute



food waste



French fries




grow



salt



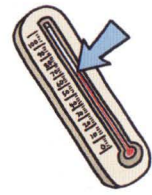
skin




smoke



sugar



temperature



hearing aid




hole



honey



left



light



tongue



traffic lights



tuba



whistle



wind chimes





# Oxford Read and Discover

Series Editor: Hazel Geatches • CLIL Adviser: John Clegg

**Oxford Read and Discover** graded readers are at four levels, from 3 to 6, suitable for students from age 8 and older. They cover many topics within three subject areas, and can support English across the curriculum, or Content and Language Integrated Learning (CLIL).

Available for each reader:

- Audio CD Pack (book & audio CD)
- Activity Book

For Teacher's Notes & CLIL Guidance go to [www.oup.com/elt/teacher/readanddiscover](http://www.oup.com/elt/teacher/readanddiscover)

Subject Area Level	The World of Science & Technology	The Natural World	The World of Arts & Social Studies
<b>3</b> 600 headwords	<ul style="list-style-type: none"> <li>• How We Make Products</li> <li>• Sound and Music</li> <li>• Super Structures</li> <li>• Your Five Senses</li> </ul>	<ul style="list-style-type: none"> <li>• Amazing Minibeasts</li> <li>• Animals in the Air</li> <li>• Life in Rainforests</li> <li>• Wonderful Water</li> </ul>	<ul style="list-style-type: none"> <li>• Festivals Around the World</li> <li>• Free Time Around the World</li> </ul>
<b>4</b> 750 headwords	<ul style="list-style-type: none"> <li>• All About Plants</li> <li>• How to Stay Healthy</li> <li>• Machines Then and Now</li> <li>• Why We Recycle</li> </ul>	<ul style="list-style-type: none"> <li>• All About Desert Life</li> <li>• All About Ocean Life</li> <li>• Animals at Night</li> <li>• Incredible Earth</li> </ul>	<ul style="list-style-type: none"> <li>• Animals in Art</li> <li>• Wonders of the Past</li> </ul>
<b>5</b> 900 headwords	<ul style="list-style-type: none"> <li>• Materials to Products</li> <li>• Medicine Then and Now</li> <li>• Transportation Then and Now</li> <li>• Wild Weather</li> </ul>	<ul style="list-style-type: none"> <li>• All About Islands</li> <li>• Animal Life Cycles</li> <li>• Exploring Our World</li> <li>• Great Migrations</li> </ul>	<ul style="list-style-type: none"> <li>• Homes Around the World</li> <li>• Our World in Art</li> </ul>
<b>6</b> 1,050 headwords	<ul style="list-style-type: none"> <li>• Cells and Microbes</li> <li>• Clothes Then and Now</li> <li>• Incredible Energy</li> <li>• Your Amazing Body</li> </ul>	<ul style="list-style-type: none"> <li>• All About Space</li> <li>• Caring for Our Planet</li> <li>• Earth Then and Now</li> <li>• Wonderful Ecosystems</li> </ul>	<ul style="list-style-type: none"> <li>• Helping Around the World</li> <li>• Food Around the World</li> </ul>

For younger students, **Dolphin Readers** Levels Starter, 1, and 2 are available.