



Oxford Read and Discover

At the Beach

Rachel Bladon

Read and discover all about the beach ...

- What can you find in a rockpool?
- How many legs does a prawn have?

Read and discover more about the world! This series of non-fiction readers provides interesting and educational content, with activities and project work.

Series Editor: Hazel Geatches

Audio CD Pack available

Word count for this reader: 707



Level 1
300 headwords



Level 3
600 headwords



Level 5
900 headwords



Level 2
450 headwords



Level 4
750 headwords



Level 6
1,050 headwords

Cover photograph: Corbis (Sea shell on beach/Frans Lanting)

OXFORD
UNIVERSITY PRESS

www.oup.com/elt



ISBN 978-0-19-464628-4



Oxford Read and Discover

At the Beach



At the Beach

Rachel Bladon

Contents

Introduction	3
1 The Beach	4
2 Sand and Rocks	6
3 In Rockpools	8
4 Near the Beach	10
5 In the Ocean	12
6 In the Air	14
7 At the Coast	16
8 Fun at the Beach	18
Activities	20
Project	28
Picture Dictionary	30
About <i>Read and Discover</i>	32

Great Clarendon Street, Oxford, OX2 6DP, United Kingdom
Oxford University Press is a department of the University of Oxford. It furthers the University's objective of excellence in research, scholarship, and education by publishing worldwide. Oxford is a registered trade mark of Oxford University Press in the UK and in certain other countries

© Oxford University Press 2012

The moral rights of the author have been asserted

First published in 2012
2016 2015 2014 2013 2012
10 9 8 7 6 5 4 3 2 1

No unauthorized photocopying

All rights reserved. No part of this publication may be reproduced, stored in a retrieval system, or transmitted, in any form or by any means, without the prior permission in writing of Oxford University Press, or as expressly permitted by law, by licence or under terms agreed with the appropriate reprographics rights organization. Enquiries concerning reproduction outside the scope of the above should be sent to the ELT Rights Department, Oxford University Press, at the address above

You must not circulate this work in any other form and you must impose this same condition on any acquirer

Links to third party websites are provided by Oxford in good faith and for information only. Oxford disclaims any responsibility for the materials contained in any third party website referenced in this work

ISBN: 978 0 19 464628 4

An Audio CD Pack containing this book and a CD is also available, ISBN 978 0 19 464638 3

The CD has a choice of American and British English recordings of the complete text.

An accompanying Activity Book is also available, ISBN 978 0 19 464649 9

Printed in China

This book is printed on paper from certified and well-managed sources.

ACKNOWLEDGEMENTS

Illustrations by: Kelly Kennedy p.6, 9, 15; Alan Rowe pp.20, 21, 22, 23, 24, 25, 26, 27, 28, 29, 30, 31.

The Publishers would also like to thank the following for their kind permission to reproduce photographs and other copyright material: Alamy pp.4 (high tide/low tide/Maximilian Weinzierl), 7 (whale/Stephen Frink Collection), 15 (pelican/Chris Gomersall); Corbis pp.7 (barnacles/Douglas p. Wilson/Encyclopedia), 13 (dolphin/DLILLC/Encyclopedia), 15 (oystercatcher/Roger Tidman/Encyclopedia); Getty Images pp.8 (crab/Tui De Roy/Minden Pictures), 17 (dunes/Theo Allofs/Stone), 18 (kitesurfer/Ross Woodhall/The Image Bank); Naturepl.com p.7 (periwinkle/Robert Thompson), 13 (shark/Dan Burton), 14 (Kim Taylor); Oxford University Press pp.3, 5, 16, 17 (stack and arch); Photolibrary pp.6 (Marevision Marevision/Age Fotostock), 8 (rockpool/The Irish Image Collection), 10 (Marevision Marevision/Age Fotostock), 11 (Paul Kay/Oxford Scientific), 12 (Andre Seale/Waterframe-Underwater Images), 18 (snorkeller/James Watt/Animals Animals), 19 (Jürgen Schwarz/imagebroker.net); Science Photo Library p.9 (starfish/Fred Winner/Jacana).



Introduction

At the beach, the ocean meets the land. Many amazing plants and animals live there.



What can you see at the beach?
What animals live there?



Now read and discover more about the beach!

1

The Beach

Every day the ocean goes up the beach at high tide, and it goes down the beach at low tide.

High Tide




Low Tide



The ocean moves with the wind, too. The wind makes waves. The ocean is salt water. It's big and strong.

The ocean can break rocks and shells into pieces. The pieces of rock and shell hit the water and other rocks. Then they get very little. This is how the ocean makes rocks and shells into sand.

waves



sand

shell


2

Sand and Rocks

What can you see in the sand and on the rocks at the beach?

At low tide the tellin shell hides under the sand. It hides there because other animals like to eat it. It gets food and water with one of its siphons.

A Tellin Shell



A Flat Periwinkle

The green flat periwinkle hides in green seaweed. Can you see it here?



Barnacles

The barnacle lives on rocks. Its shell grows onto the rocks, so it doesn't move when there are waves.



Some barnacles grow on whales!



barnacles

→ Go to page 21 for activities.


3

In Rockpools



A Rockpool

At low tide, the ocean moves down the beach. Then you can find rockpools.



A Crab

claw

Let's look in a rockpool. Here's a crab. It gets food with its big, strong claws. It eats barnacles, starfish, and other little animals. It eats plants, too.




clam



The starfish can put its stomach out of its mouth! Then it can eat this big clam.

Crabs eat starfish, and starfish eat clams. This is called a food chain.



→ Go to page 22 for activities.



Near the Beach

Many fish and other little animals live in the water near the beach. There's lots of food for them there.

The prawn eats seaweed and little animals.



The prawn has 20 legs. It walks with 10 legs, and it swims with 10 legs!

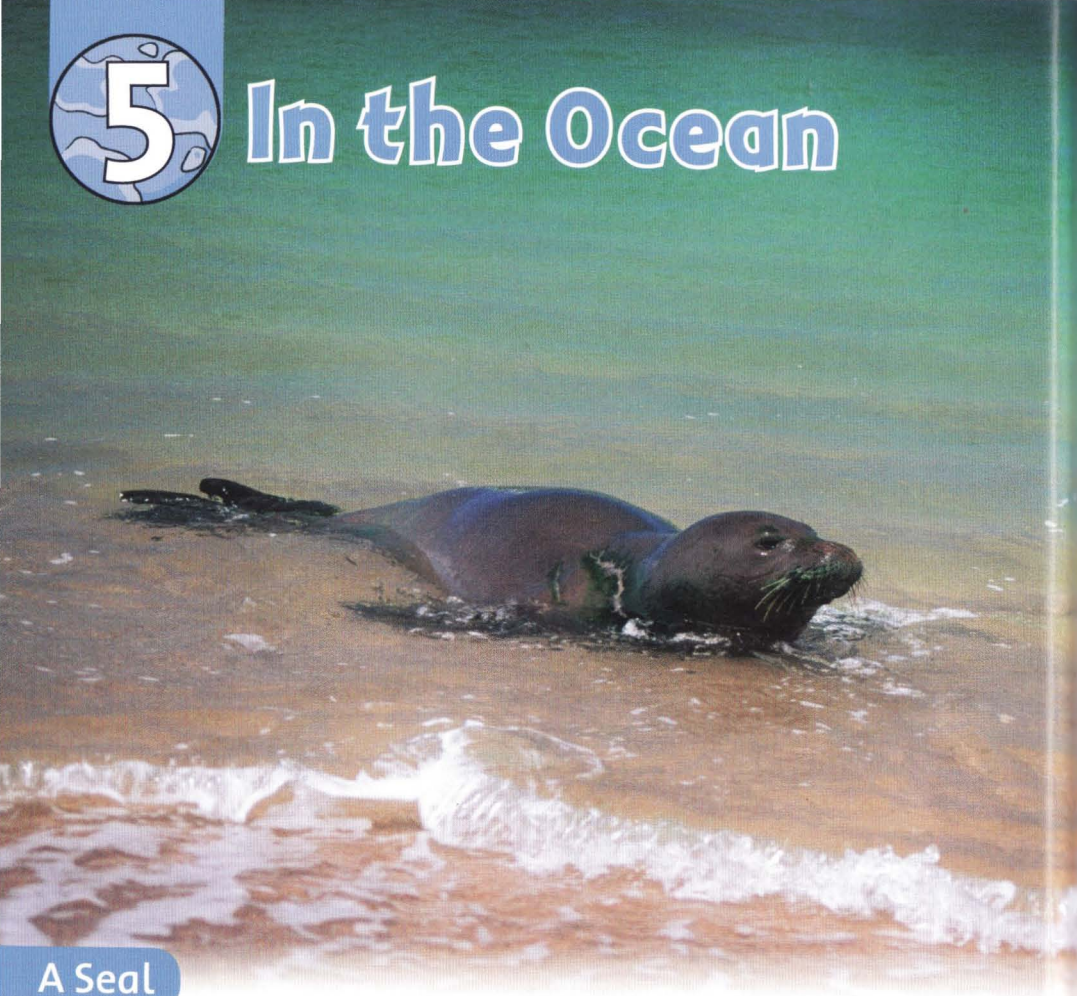
The seahorse eats very little fish. It eats very, very little animals and plants called plankton, too.



A Seahorse

See how this seahorse hides in the seaweed. In this green seaweed, the seahorse is green, but in yellow seaweed, it's yellow!

→ Go to page 23 for activities.



A Seal

You can see some amazing animals in the ocean.

Here's a seal. The seal lives in the ocean and on land. When it swims in the ocean, it puts its head out of the water to get air.



A Dolphin

The dolphin jumps out of the water, and little fish are scared. They swim away, and then the dolphin can catch them! The dolphin gets air with a blowhole on its head.

On sunny days, the basking shark swims at the top of the ocean. It can eat lots of plankton there. Plankton is its favorite food.



A Basking Shark

6

In the Air



Puffins

Many birds live near the beach. There's lots of food for them there.

The puffin lives on cliffs. When it's hungry, it flies down and swims under the ocean. Then it catches its favorite fish!

The pelican can catch lots of fish in its big bill. It opens its bill and the water goes out. Then it can eat the fish.




A Pelican



A pelican can get 11 liters of water in its bill!



Oystercatchers don't eat oysters! They eat mussels. They open the shells with their bill.



An Oystercatcher

→ Go to page 25 for activities.

7

At the Coast


At the coast near the beach, there are cliffs. Some waves hit hills on the coast, and pieces of land break into the ocean. This makes cliffs.

Sometimes there are holes in the cliffs. The ocean hits the holes and makes caves.

Cliffs



cave




stack

arch

The ocean can make arches and stacks, too.

At the coast, the sand moves in the wind. Then the sand makes hills called sand dunes.



Sand dunes can move 100 meters in a year.

→ Go to page 26 for activities.

8

Fun at the Beach



A Kitesurfer

You can do many things at the beach! You can kitesurf, and the wind moves you on the ocean. You can snorkel, too. Then you can see amazing fish in the water.



A Snorkeller



flag

The ocean is big and strong. Don't go away from the people you know. Look for flags – they tell you where and when you can swim.

Have fun at the beach, but remember the ocean plants and animals. Keep the beach clean for plants, animals, and other people.

1 The Beach

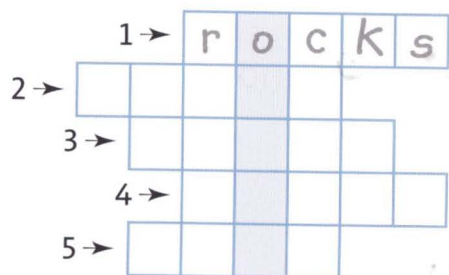
← Read pages 4–5.

1 Match.

- 1 The ocean
- 2 At low tide
- 3 Sand
- 4 At high tide

is little pieces of rock and shell.
 is salt water.
 the ocean goes up the beach.
 the ocean goes down the beach.

2 Complete the puzzle. Then find the secret word.



1



2



3



4



5

The secret word is:

--	--	--	--	--


2 Sand and Rocks

← Read pages 6–7.

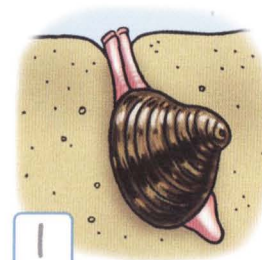
1 Match. Then write the numbers.

- 1 The tellin shell
- 2 The flat periwinkle
- 3 The barnacle

lives on rocks.
 hides under the sand.
 hides in seaweed.







2 Order the words.

- 1 with / gets / food / The / a siphon. / tellin shell

The tellin shell gets food with a siphon.

- 2 barnacle's / rocks. / onto / grows / The / shell

- 3 grow / Some / whales. / on / barnacles


3 In Rockpools

← Read pages 8–9.

1 Write the words.

crab starfish
rockpool clam

- 1 rockpool
- 2 _____
- 3 _____
- 4 _____



2 Complete the sentences.

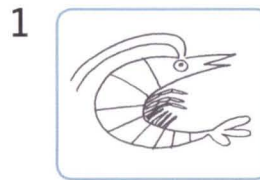
clams rockpools barnacles
stomach claws

- 1 You can find rockpools at low tide.
- 2 The crab gets food with its _____.
- 3 The crab eats _____, other little animals, and plants.
- 4 The starfish can put its _____ out of its mouth.
- 5 Crabs eat starfish, and starfish eat _____.

4 Near the Beach

← Read pages 10–11.

1 Draw and write.



1 This is a prawn. The prawn walks with 10 legs, and it swims with 10 legs!



2 This is a seahorse.

2 Circle the correct words.

- 1 Near the beach, there's lots of food / legs for little animals.
- 2 Plankton are very, very big / little animals and plants.
- 3 The prawn has ten / twenty legs.
- 4 The prawn walks and flies / swims with its legs.
- 5 In green seaweed, the seahorse is green / yellow.

5 In the Ocean

← Read pages 12–13.

1 Write the words.

basking shark seal dolphin



1 _____ 2 _____ 3 _____

2 Circle the correct words.

- 1 The seal puts its head out of the water to get food / air.
- 2 The dolphin gets air with a blowhole on its head / nose.
- 3 The dolphin can catch little fish / birds.
- 4 The basking shark's favorite food is crab / plankton.

6 In the Air

← Read pages 14–15.



1 Write the words. Then write the numbers.

puffin pelican oystercatcher

1 It has a big bill.

2 It lives on cliffs.

3 It eats mussels.



2 Write *true* or *false*.


- 1 There's no food for birds at the beach. false
- 2 The puffin can swim, but it can't fly. _____
- 3 The pelican catches fish in its big bill. _____
- 4 The pelican can get 13 liters of water in its bill. _____
- 5 Oystercatchers eat oysters. _____
- 6 Oystercatchers eat mussels. _____

7 At the Coast

← Read pages 16–17.

1 Write the words.

cliffs ocean stack
sand dunes arch cave



1 _____ 3 _____ 5 _____
2 _____ 4 _____ 6 _____

2 Complete the sentences.

sand dunes coast caves cliffs

- You can see cliffs, caves, stacks, and arches at the _____.
- Pieces of land break into the ocean, and this makes _____.
- Hills of sand are called _____.
- Holes in cliffs are called _____.

8 Fun at the Beach

← Read pages 18–19.

1 Find and write the words.

a	s	u	n	e	o	w
p	e	o	p	l	e	t
s	p	l	a	n	t	s
h	d	o	l	p	h	s
e	d	f	l	a	g	o
a	n	i	m	a	l	s



1 people 2 f



3 a 4 p

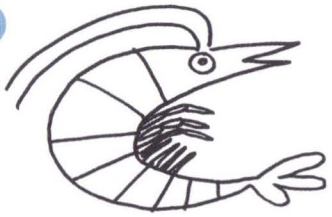
2 Answer the questions.

At the beach, do you ...	Yes, I do.	No, I don't.
snorkel?		
kitesurf?		
swim?		
play in the sand?		
look in rockpools?		

At the Beach

1 Draw and write about what you can see at the beach.

1



This is a prawn.

What I know about it:

It eats seaweed
and little animals.

2

This is _____

What I know about it:

3

This is _____

What I know about it:


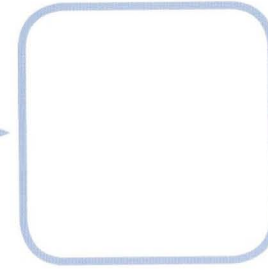

4

This is _____

What I know about it:

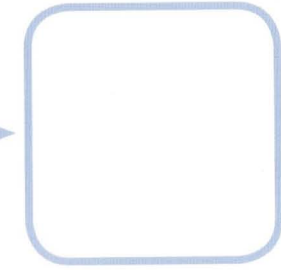





2 Complete the food chain.

clam starfish crab



clam


3 Make more food chains.



Picture Dictionary



air



animals



beach



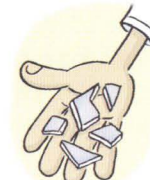
break



oyster



people



pieces



plankton



clean



cliffs



coast



down



plants



rocks



salt



sand




food



grow



hide



hill



sand dunes



seaweed



shell



stomach



hole



land




near



ocean



strong



top



up



waves



Oxford Read and Discover

Series Editor: Hazel Geatches • CLIL Adviser: John Clegg

Oxford Read and Discover graded readers are at six levels, for students from age 6 and older. They cover many topics within three subject areas, and support English across the curriculum, or Content and Language Integrated Learning (CLIL).

Available for each reader:

- Audio CD Pack (book & audio CD)
- Activity Book

Teaching notes & CLIL guidance: www.oup.com/elt/teacher/readanddiscover

	Metric measurement	Customary measurement
Page 15	11 liters	23 pints
Page 17	100 meters	328 feet

Subject Area Level	The World of Science & Technology	The Natural World	The World of Arts & Social Studies
1 300 headwords	<ul style="list-style-type: none"> • Eyes • Fruit • Trees • Wheels 	<ul style="list-style-type: none"> • At the Beach • Camouflage • In the Sky • Young Animals 	<ul style="list-style-type: none"> • Art • Schools
2 450 headwords	<ul style="list-style-type: none"> • Electricity • Plastic • Sunny and Rainy • Your Body 	<ul style="list-style-type: none"> • Earth • Farms • In the Mountains • Wild Cats 	<ul style="list-style-type: none"> • Cities • Jobs
3 600 headwords	<ul style="list-style-type: none"> • How We Make Products • Sound and Music • Super Structures • Your Five Senses 	<ul style="list-style-type: none"> • Amazing Minibeasts • Animals in the Air • Life in Rainforests • Wonderful Water 	<ul style="list-style-type: none"> • Festivals Around the World • Free Time Around the World
4 750 headwords	<ul style="list-style-type: none"> • All About Plants • How to Stay Healthy • Machines Then and Now • Why We Recycle 	<ul style="list-style-type: none"> • All About Desert Life • All About Ocean Life • Animals at Night • Incredible Earth 	<ul style="list-style-type: none"> • Animals in Art • Wonders of the Past
5 900 headwords	<ul style="list-style-type: none"> • Materials to Products • Medicine Then and Now • Transportation Then and Now • Wild Weather 	<ul style="list-style-type: none"> • All About Islands • Animal Life Cycles • Exploring Our World • Great Migrations 	<ul style="list-style-type: none"> • Homes Around the World • Our World in Art
6 1,500 headwords	<ul style="list-style-type: none"> • Cells and Microbes • Clothes Then and Now • Incredible Energy • Your Amazing Body 	<ul style="list-style-type: none"> • All About Space • Caring for Our Planet • Earth Then and Now • Wonderful Ecosystems 	<ul style="list-style-type: none"> • Food Around the World • Helping Around the World

Readers in GRAY available 2013